



Analysis of your Business Profile: March-29-11 11:03:36 pm



Galaxy Industries
 6605 Backgam
 Hide street
 aiken22, Arizona 29803
 US

Nice Picture.



Mary Delaney
 421 Havanah
 Suite 301
 Mableton, Arizona 29803
 US

Nice Headshot.

Business Summary

We design stuff a lot of stuff.

Business Sector

Industry: Agriculture, Forestry, Fishing and Hunting
 Industry Sector: Crop Production
 NAICS Code: 111150

Business Activity

Retail


Business Finances

	Current	Forecast In 6 Months
Revenues:	\$13,000.00	\$18,000.00
Employees:	2.00	45.00





Sales are

Sales Per Month	10	120	increasing, but do you have sales people to support this level of activity? What about customer service?
-----------------	----	-----	--

Business Ratios

	Current	Forecast In 6 Months	
Revenues Per Month:	\$13,000.00	\$18,000.00	
Revenue Per Sale	\$1,300.00	\$150.00	
Revenue Per Employee:	\$6,500.00	\$400.00	 Average Revenue per employee are down. Have you added too many employees, too soon? Has your product line expanded, or are sales discounts too high?

Business Homework

Based on averages for your industry:	Current: \$13,000.00	At \$52000 per month	
Cost of Goods	\$5,690.10	\$22,760.40	
Amount of Wages Available to be Paid	\$1,155.70	\$4,622.80	 Unless your workers are family and are willing to work below minimum wage, you can't afford this level of employees without startup funds.  Even at the higher level of sales, Unless your workers are family and willing to work below minimum wage, you can't afford your forecasted level of employees without startup funds.
Net Profit	\$1,290.90	\$5,163.60	 Currently, you can afford a small stipend, a maximum of \$1000 if you solve your labor problem.  At the higher level of sales, you can afford a small stipend, a maximum of 1,721 if you solve your labor problem.

Select From the Buttons Below:







*As **iron sharpens iron**, so one man **sharpens** another. (Proverbs 27:17)*



[About US](#) | [Contact Us](#) | [Resources](#) | [FAQ](#) | [Business Blog](#)

Copyright 2010 BrandHomework.com



Finance Console

Balance Sheet for Galaxy Industries

ASSETS	
Current Assets	
Cash in Bank	\$3000
Inventory	60
Prepaid Expenses	40
Other	1000
Total Current Assets	\$4100
Fixed Assets	
Machinery & Equipment	\$660
Furniture & Fixtures	330
Leasehold Improvements	30
Real Estate / Buildings	10000
Total Fixed Assets	\$11020
Other Assets	
Intellectual Property	\$500
Total Other Assets	\$500
Total Assets	\$15620
LIABILITIES & NET WORTH	
Current Liabilities	
Accounts Payable	\$1000
Taxes Payable	400
Notes Payable (due within 12 months)	1200
Current Portion Long-term Debt	1000
Other current liabilities (specify)	1000
Total Current Liabilities	\$5000
Long-term Liabilities	
Bank Loans Payable (greater than 12 months)	\$2000
Less: Short-term Portion	1000
Notes Payable to Stockholders	300
Other long-term debt (specify)	0
Total Long-term Liabilities	\$1300
Total Liabilities	\$6300
Owners' Equity (Net Worth)	\$9320
Total Liabilities & Net Worth	\$6300

Your equity is very low. Check your numbers and decrease your debt, increase the cash you are using to start the business.

Income Statement for Galaxy Industries for First 12 Months

Revenue	
Gross Sales	\$ 29630.80
Cost of Goods Sold	14815.40
Gross Profit	29630.80

Expenses	
Purchases (Equipment)	200.04
Purchases (Furniture)	200.04
Purchases (Inventory)	248.04
Advertising	1200.00
Brochures	2400.00
Branding	12000.00
Direct Marketing	600.00
Technology Licenses	1200.00
Patent Expenses	2400.00
Prototyping	4080.00
Research Support	2640.00
Testing Expenses	12000.00
Gross wages	52946.40
Bank Charges	8004.00
Amoritization Payments	999.96
Bad Debts	240.00
Charitable Contributions	1680.00
Commissions	24.00
Contract Labor	24000.00
Dues and Subscriptions	1056.00
Employee Benefits	3600.00
Insurance	720.00
Interest Payments	0.00
Legal and Professional Fees	2400.00
Office Expenses	144.00
Postage	780.00
Rent	8400.00
Repairs and Maintenance	1200.00
Supplies	3624.00
Telephone and Cell Phones	1080.00
Internet	120.00
Travel	6000.00
Utilities	360.00
Vehicle Expenses	216.00
Miscellaneous	156.00
Sale Taxes	1777.85
Payroll Taxes	3176.78
Real Estate Taxes	399.96
Depreciation	186.50
Total Expenses	162459.57
Net Operating Income	(132828.78)

Cashflow Statement for Galaxy Industries

	Pre-Startup EST	Month 1	Month 2	Month 3	Month 4	Month 5	Month 6	Month 7	Month 8	Month 9	Month 10	Month 11
Cash on Hand (beginning of month)	3000.00	(130.00)	(13201.27)	(13201.27)	(12761.27)	(12761.27)	(12673.27)	(12673.27)	(12576.47)	(12352.86)	(12224.02)	(12224.02)
Cash Receipts												
Cash Sales	0.00	1000.00	1000.00	2000.00	2000.00	2200.00	2200.00	2420.00	2928.20	3221.02	3221.02	3543
Loan/ other cash inj.	0.00	0.00	0.00	0.00	0.00	0.00	0.00	0.00	0.00	0.00	0.00	0
Total Cash Receipts	0.00	1000.00	1000.00	2000.00	2000.00	2200.00	2200.00	2420.00	2928.20	3221.02	3221.02	3543
Total Cash Available (before cash out)	3000.00	1000.00	1000.00	2000.00	2000.00	2200.00	2200.00	2420.00	2928.20	3221.02	3221.02	3543
Cash Paid Out												
Cost of Goods Sold		500.00	500.00	1000.00	1000.00	1100.00	1100.00	1210.00	1464.10	1610.51	1610.51	1771
Advertising		100.00	100.00	100.00	100.00	100.00	100.00	100.00	100.00	100.00	100.00	100
Brochures		200.00	200.00	200.00	200.00	200.00	200.00	200.00	200.00	200.00	200.00	200
Branding	550.00	1000.00	1000.00	1000.00	1000.00	1000.00	1000.00	1000.00	1000.00	1000.00	1000.00	1000
Direct Marketing		50.00	50.00	50.00	50.00	50.00	50.00	50.00	50.00	50.00	50.00	50
Technology Licenses		100.00	100.00	100.00	100.00	100.00	100.00	100.00	100.00	100.00	100.00	100
Patent Expenses		200.00	200.00	200.00	200.00	200.00	200.00	200.00	200.00	200.00	200.00	200
Prototyping		340.00	340.00	340.00	340.00	340.00	340.00	340.00	340.00	340.00	340.00	340
Research Support		220.00	220.00	220.00	220.00	220.00	220.00	220.00	220.00	220.00	220.00	220
Testing Expenses		1000.00	1000.00	1000.00	1000.00	1000.00	1000.00	1000.00	1000.00	1000.00	1000.00	1000
Gross wages		4412.20	4412.20	4412.20	4412.20	4412.20	4412.20	4412.20	4412.20	4412.20	4412.20	4412
Bank Charges		667.00	667.00	667.00	667.00	667.00	667.00	667.00	667.00	667.00	667.00	667
Amoritization Payments		83.33	83.33	83.33	83.33	83.33	83.33	83.33	83.33	83.33	83.33	83
Bad Debts		20.00	20.00	20.00	20.00	20.00	20.00	20.00	20.00	20.00	20.00	20
Charitable Contributions		140.00	140.00	140.00	140.00	140.00	140.00	140.00	140.00	140.00	140.00	140
Commissions		2.00	2.00	2.00	2.00	2.00	2.00	2.00	2.00	2.00	2.00	2
Contract Labor		2000.00	2000.00	2000.00	2000.00	2000.00	2000.00	2000.00	2000.00	2000.00	2000.00	2000
Dues and Subscriptions		88.00	88.00	88.00	88.00	88.00	88.00	88.00	88.00	88.00	88.00	88
Employee Benefits		300.00	300.00	300.00	300.00	300.00	300.00	300.00	300.00	300.00	300.00	300
Insurance		60.00	60.00	60.00	60.00	60.00	60.00	60.00	60.00	60.00	60.00	60
Interest Payments		0.00	0.00	0.00	0.00	0.00	0.00	0.00	0.00	0.00	0.00	0
Legal and Professional Fees		200.00	200.00	200.00	200.00	200.00	200.00	200.00	200.00	200.00	200.00	200
Office Expenses		12.00	12.00	12.00	12.00	12.00	12.00	12.00	12.00	12.00	12.00	12
Postage		65.00	65.00	65.00	65.00	65.00	65.00	65.00	65.00	65.00	65.00	65
Rent		700.00	700.00	700.00	700.00	700.00	700.00	700.00	700.00	700.00	700.00	700
Repairs and Maintenance		100.00	100.00	100.00	100.00	100.00	100.00	100.00	100.00	100.00	100.00	100
Supplies		302.00	302.00	302.00	302.00	302.00	302.00	302.00	302.00	302.00	302.00	302
Telephone and Cell Phones		90.00	90.00	90.00	90.00	90.00	90.00	90.00	90.00	90.00	90.00	90
Internet		10.00	10.00	10.00	10.00	10.00	10.00	10.00	10.00	10.00	10.00	10
Travel		500.00	500.00	500.00	500.00	500.00	500.00	500.00	500.00	500.00	500.00	500
Utilities		30.00	30.00	30.00	30.00	30.00	30.00	30.00	30.00	30.00	30.00	30
Vehicle Expenses		18.00	18.00	18.00	18.00	18.00	18.00	18.00	18.00	18.00	18.00	18
Miscellaneous		13.00	13.00	13.00	13.00	13.00	13.00	13.00	13.00	13.00	13.00	13
Sale Taxes		60.00	60.00	120.00	120.00	132.00	132.00	145.20	175.69	193.26	193.26	212
Payroll Taxes		264.73	264.73	264.73	264.73	264.73	264.73	264.73	264.73	264.73	264.73	264

Real Estate Taxes		33.33	33.33	33.33	33.33	33.33	33.33	33.33	33.33	33.33	33.33	33
Subtotal	550.00	13880.59	13880.59	14440.59	14440.59	14552.59	14552.59	14675.79	14960.38	15124.36	15124.36	15304
Loan principal payment	266.67	266.67	266.67	266.67	266.67	266.67	266.67	266.67	266.67	266.67	266.67	266
Purchases (Equipment)	660.00	16.67	16.67	16.67	16.67	16.67	16.67	16.67	16.67	16.67	16.67	16
Purchases (Furniture)	330.00	16.67	16.67	16.67	16.67	16.67	16.67	16.67	16.67	16.67	16.67	16
Purchases (Inventory)	60.00	20.67	20.67	20.67	20.67	20.67	20.67	20.67	20.67	20.67	20.67	20
Other startup costs	1530.00	0.00	0.00	0.00	0.00	0.00	0.00	0.00	0.00	0.00	0.00	0
Reserve and/or Escrow		0.00	0.00	0.00	0.00	0.00	0.00	0.00	0.00	0.00	0.00	0
Owners' Withdrawal		0.00	0.00	0.00	0.00	0.00	0.00	0.00	0.00	0.00	0.00	0
TOTAL CASH PAID OUT	3130.00	14201.27	14201.27	14761.27	14761.27	14873.27	14873.27	14996.47	15281.06	15445.04	15445.04	15625
Cash Position (end of month)	(130.00)	(13201.27)	(13201.27)	(12761.27)	(12761.27)	(12673.27)	(12673.27)	(12576.47)	(12352.86)	(12224.02)	(12224.02)	(12082.02)

Select From the Buttons Below:



UPDATE
BUSINESS
PROFILE

UPLOAD
YOUR
PROFILE
PIC

REVIEW
YOUR
BUSINESS
SNAPSHOT

BUILD
FINANCIALS

DO
BUSINESS
RESEARCH

EMAIL
A
QUESTION

ASK FOR
A REVIEW



Go to Our Small Biz
Announcement Channel

The Hot List

- Comment on our business brands section of the [blog](#)
- Get the [latest checklist](#)
- Learn of our latest small [business owner success](#)



[About US](#) | [Contact Us](#) | [Resources](#) | [FAQ](#) | [Business Blog](#)

Copyright 2008-2011 BrandHomework.com